

RBA Series



Accumulator Head Extrusion Blow Molding Machinery



1605 East Woodland | Saline, Michigan | 48176

Building Partnerships with Customers
www.rbplasticsmachinery.com

PH: 734.429.9421 | FX: 734.429.1805

RBA Accumulator Head Machinery Range

R&B Plastics Machinery & SIKA, together offer a wide range of accumulator head machinery, including customized machine designs to meet your specific needs, and are widely accepted as specialist in the industry for the supply of accumulator head machines for technical parts and large containers.


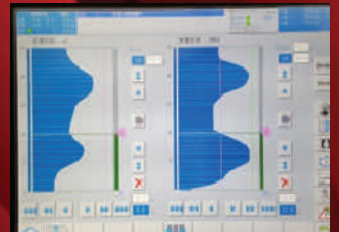


MACHINERY RANGE:

- Containers from 25L up to 2000L (5gal-500gal)
- Wide range of applications from simple to highly technical parts, and customized machine designs to provide the most efficient solution
- Available in single and dual head options, and single and multiple extruder options

ADDITIONAL SERVICES:

- Multi-layer technology
- Screen changer
- Parison programming
- Parison wall distribution systems (PWDS systems)
- Automated solutions
- Conveyors
- Control systems



Building Partnerships with Customers

www.rbplasticsmachinery.com

1605 East Woodland
Saline, Michigan 48176

PH: 734.429.9421
FX: 734.429.1805

RBA Accumulator Head Machinery

Standard Specification Charts

STANDARD MACHINE MODELS		RBA 30 (*3), RBA 60, RBA 80, RBA 120, RBA 220, RBA 1000, RBA 1500, RBA 2000
MAX PRODUCT SIZE	Gal (L)	7-480 (30-2000)
EXTRUDER (*1)		
Single Layer or Multi-Layer, per requirement (refer to "Extruder Standard Specifications Sheet")		
MOLD		
Width	mm (inches)	500-2000 (19-78), Subject to Customer Requirements
Length	mm (inches)	500-1600 (19-64), Subject to Customer Requirements
Opening Distance	mm (inches)	400-2000 (16-78), Subject to Customer Requirements
Clamp Force	US Ton	38-330, Subject to Customer Requirements
CONTROL SYSTEM		
PC/PLC	Brand	Siemens
Parison Programmer	Points	Siemens 200 Point
MACHINE COMPONENTS		
Pneumatic	Brand	Mainly Festo
Extruder Drive	Brand	Allen Bradley
Hydraulics	Brand	Mainly Rexroth
Hydraulic Motor	HP	Subject to Customer Requirements
UTILITY REQUIREMENTS		
Air Pressure	PSI (Bar)	80-120 (6-8)
Air Usage (*2)	CFM (NL/min)	Depends on Configuration
Connected Load (*2)	Amps (kW)	Depends on Configuration
Average Power Usage (*2)	kWh	Depends on Configuration
Chilled Water Capacity (*2)	BTU/hr (RTon)	HDPE=300 BTU per 1 lb/hr throughput; HMWPE=370 BTU per 1 lb/hr throughput; (12,000 BTU=1 RTon)
Chilled Water Pressure (*2)	PSI (Bar)	55-90 (4-6)
*1 = Grooved feed or smooth feed barrel extruders available on request depending on required throughput		NOTE: Converted measurements are estimated values
*2 = Specification subject to final mold design, cavitation and required material throughput		NOTE: Shot capacity from 2.5 kg (5 lbs) to 75 kg (165 lbs)
*3 = RBA-30 machine also available as continuous extrusion shuttle machine		NOTE: Specification subject to change

NOTE: All accumulator head models are available in single and dual head options, and single and multiple extruder options.

STANDARD ACCUMULATOR HEAD MATRIX		
Die Size	mm (inches)	Diameter Range: 100-750 (4-30), Subject to Requirement
Accumulator Capacity	lb (kg)	1.5-110 (0.75-50) HDPE, Subject to Requirement
NOTE: Converted measurements are estimated values		



Building Partnerships with Customers

www.rbplasticsmachinery.com

1605 East Woodland
Saline, Michigan 48176

PH: 734.429.9421
FAX: 734.429.1805

At a Glance

SERVICES:

R&B Plastics Machinery is a manufacturer of blow molding machines, single-screw plastic extruders and extruder process screws that can be custom configured to meet the most demanding of process applications.

Our experienced technical staff will engineer machinery to provide maximum output and superior performance. With one of the most comprehensive Field Service & Customer Support Team's in the industry, R&B Plastics Machinery can ensure your machinery remains current. This includes making sure plant personnel are properly trained to be safe, efficient plastics processors.



CAPABILITIES:

With over 36 years of experience, R&B Plastics Machinery offers blow molding machinery designs and services, such as:

- Shuttle Blow Molders
- Industrial Blow Molders
- Accumulator Head Blow Molders
- Rotary Indexing Wheel Blow Molders
- Mechanical Wheel Blow Molders
- Injection Blow Molders
- Bottle Trimmer and Deflasher Systems
- Rebuild and Reconditioning Services for Blow Molding Machinery
- Comprehensive Field Service and Customer Support

EXTRUDERS:

- Single Screw Extruders
- Extrusion Control Systems



Focused on Customers - Driven by Excellence

www.rbplasticsmachinery.com

1605 East Woodland
Saline, Michigan 48176

PH: 734.429.9421
FX: 734.429.1805